

# Skyward Family Access: Report Cards

Due to COVID-19 school closures, your student's 3rd Quarter Report Card will be posted to Skyward Family Access on April 10th, 2020.

## Don't have a Family Access account?

If you do not yet have a Skyward Family Access account set up, you can email your child's school OR email [familyaccessrequest@gm.sbac.edu](mailto:familyaccessrequest@gm.sbac.edu). In the email, please include the following information:

- Your full name
- Your student's full name
- Your student's date of birth
- Your student's grade level
- Your student's school name
- A picture of parent ID (for identification purposes) such as a Driver's License

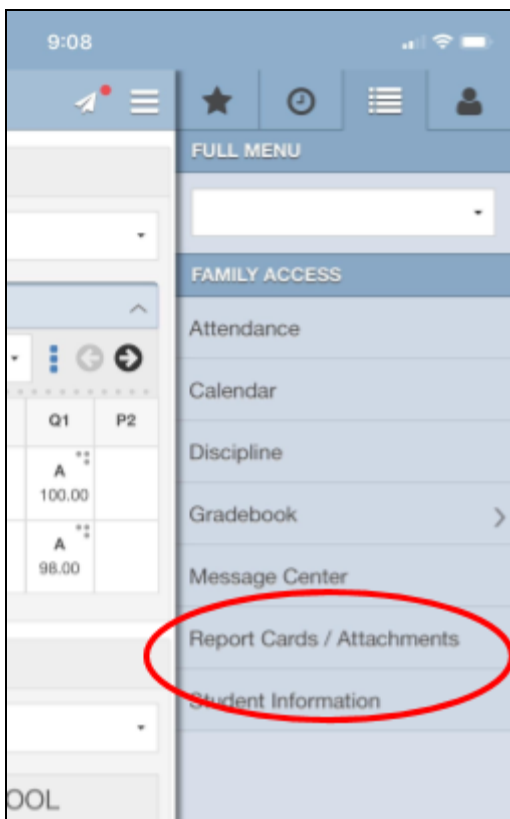
**If your child is in special education with an IEP, your third 9-weeks IEP Progress Report will be available in one of 3 ways:**

1. Available as an attachment in Skyward Family Access (same as report cards below).
2. Hard copy at school's front office for parent pickup.
3. Schools will mail home hard copy.

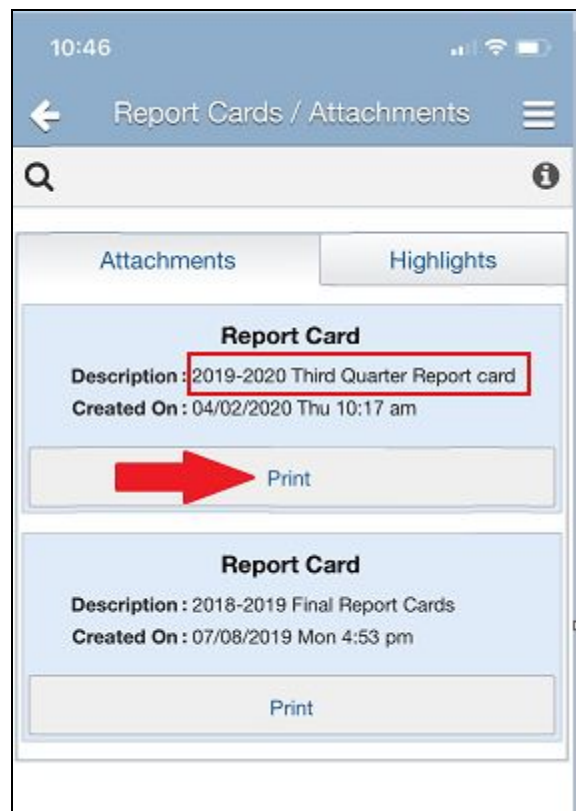
Contact your school to determine which method they are using.

## Accessing from the Mobile App

From the Menu, choose  
**Report Cards/Attachments**

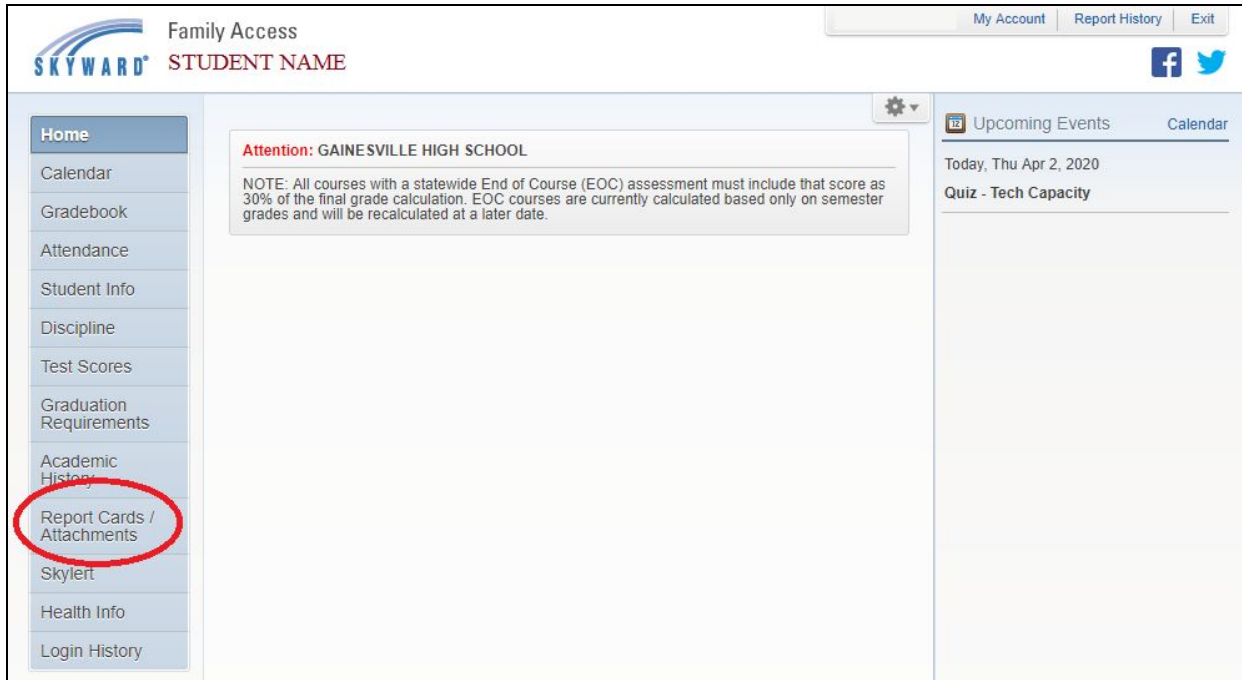


Click **Print** to View Report Card



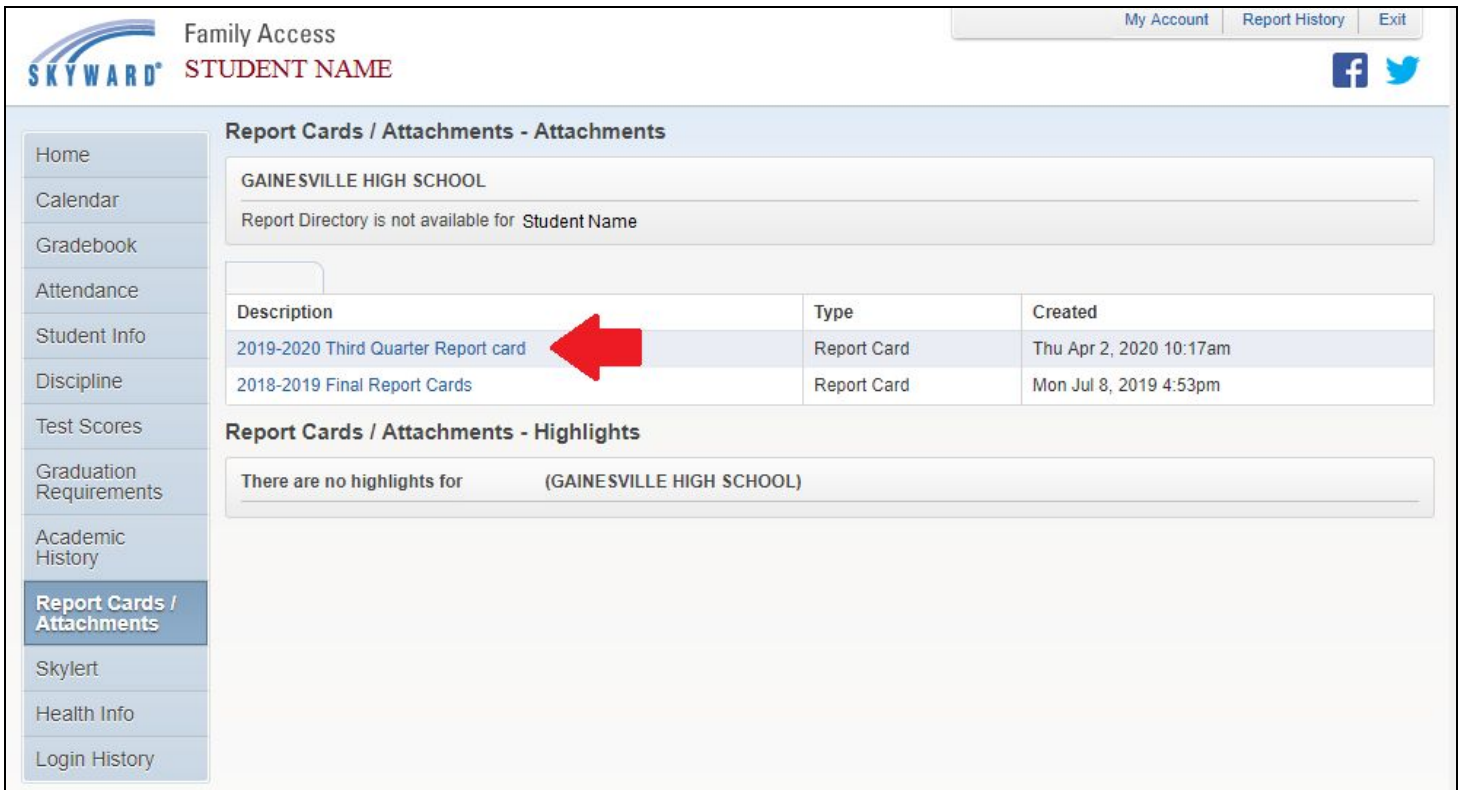
## Accessing from the Desktop Version

From the Main Menu, choose **Report Cards/Attachments**.



The screenshot shows the Skyward Family Access interface. At the top, it says "Family Access" and "STUDENT NAME". There are links for "My Account", "Report History", and "Exit". A social media bar includes Facebook and Twitter icons. The left sidebar contains a menu with options: Home, Calendar, Gradebook, Attendance, Student Info, Discipline, Test Scores, Graduation Requirements, Academic History, **Report Cards / Attachments** (circled in red), Skylert, Health Info, and Login History. The main content area features an "Attention" box for GAINESVILLE HIGH SCHOOL with a note about EOC assessments. On the right, there is an "Upcoming Events" section with a "Calendar" link and a list of events, including "Quiz - Tech Capacity" on "Today, Thu Apr 2, 2020".

Click on the **Report Card Name** to view the report card.



The screenshot shows the "Report Cards / Attachments - Attachments" page. At the top, it says "Family Access" and "STUDENT NAME". There are links for "My Account", "Report History", and "Exit". A social media bar includes Facebook and Twitter icons. The left sidebar contains a menu with options: Home, Calendar, Gradebook, Attendance, Student Info, Discipline, Test Scores, Graduation Requirements, Academic History, **Report Cards / Attachments**, Skylert, Health Info, and Login History. The main content area features a section for "GAINESVILLE HIGH SCHOOL" with a message: "Report Directory is not available for Student Name". Below this is a table with the following data:

| Description                         | Type        | Created                 |
|-------------------------------------|-------------|-------------------------|
| 2019-2020 Third Quarter Report card | Report Card | Thu Apr 2, 2020 10:17am |
| 2018-2019 Final Report Cards        | Report Card | Mon Jul 8, 2019 4:53pm  |

A red arrow points to the "2019-2020 Third Quarter Report card" row. Below the table is a section for "Report Cards / Attachments - Highlights" with a message: "There are no highlights for (GAINESVILLE HIGH SCHOOL)".

Please contact your student's school if you cannot access the report card.